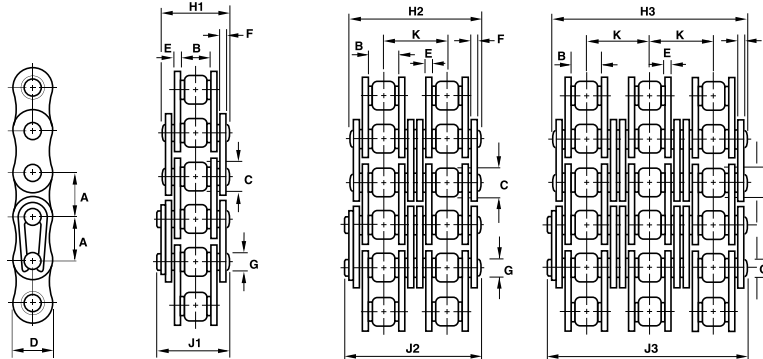


ANSI Standard Chain - ISO 606

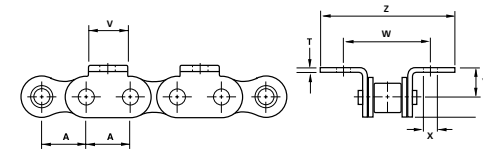


ANCHOR

Chain & Power Transmission

Groendreef - Allée Verte 1, 1000 Brussel - Bruxelles, Belgium
 Tel: +32 (0)2 274 04 00 Fax: +32 (0)2 274 04 09
 E-mail: sales@anchormpt.com Web: www.anchormpt.com

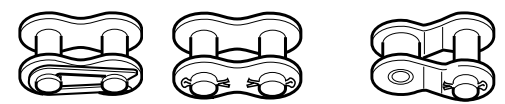
Anchor Chain N°	Pitch		Inside Width	Roller Diameter	Inner Plate Depth	Plate Width Inner/Outer	Pin Diameter	Pin Length		Transverse Pitch	Average Tensile Strength kN	Weight Per Metre kg/m
	mm A	inch A						mm H1	mm J1			
SIMPLEX												
ANC25-1*	6.35	1/4	3.18	3.30	5.90	0.75	2.31	7.80	8.45	-	4.40	0.15
ANC35-1*	9.53	3/8	4.77	5.08	8.95	1.20	3.58	12.15	13.10	-	9.80	0.33
ANC41-1	12.70	1/2	6.25	7.77	9.90	1.20	3.58	13.75	15.40	-	11.80	0.41
ANC40-1	12.70	1/2	7.85	7.95	11.90	1.50	3.96	16.60	17.75	-	17.00	0.62
ANC50-1	15.88	5/8	9.40	10.16	15.00	2.00	5.08	20.90	22.20	-	26.40	1.02
ANC60-1	19.05	3/4	12.57	11.91	18.00	2.40	5.94	25.90	27.50	-	38.80	1.50
ANC80-1	25.40	1	15.75	15.88	24.10	3.10	7.92	32.80	34.90	-	64.90	2.60
ANC100-1	31.75	1 1/4	18.90	19.05	30.10	3.90	9.53	40.00	43.20	-	101.80	3.91
ANC120-1	38.10	1 1/2	25.22	22.23	36.00	4.70	11.10	50.45	53.40	-	147.00	5.62
ANC140-1	44.45	1 3/4	25.22	25.40	42.00	5.60	12.70	54.20	59.00	-	197.70	7.50
ANC160-1	50.80	2	31.55	28.58	48.00	6.40	14.27	64.30	69.60	-	260.20	10.10
DUPLEX												
								H2	J2			
ANC40-2	12.70	1/2	7.85	7.95	11.90	1.50	3.96	31.10	32.25	14.38	33.60	1.12
ANC50-2	15.88	5/8	9.40	10.16	15.00	2.00	5.08	39.00	40.30	18.11	55.40	2.00
ANC60-2	19.05	3/4	12.57	11.91	18.00	2.40	5.94	48.80	50.30	22.78	83.20	2.92
ANC80-2	25.40	1	15.75	15.88	24.10	3.10	7.92	61.90	64.20	29.29	140.00	5.15
ANC100-2	31.75	1 1/4	18.90	19.05	30.10	3.90	9.53	76.20	80.50	35.76	202.90	7.80
ANC120-2	38.10	1 1/2	25.22	22.23	36.00	4.70	11.10	95.40	99.70	45.44	291.40	11.70
ANC140-2	44.45	1 3/4	25.22	25.40	42.00	5.60	12.70	103.10	107.90	48.87	295.50	15.14
ANC160-2	50.80	2	31.55	28.58	48.00	6.40	14.27	122.90	128.10	58.55	520.40	20.14
TRIPLEX												
								H3	J3			
ANC40-3	12.70	1/2	7.85	7.95	11.90	1.50	3.96	45.60	47.00	14.38	50.00	1.90
ANC50-3	15.88	5/8	9.40	10.16	15.00	2.00	5.08	57.40	59.10	18.11	77.80	3.09
ANC60-3	19.05	3/4	12.57	11.91	18.00	2.40	5.94	71.50	73.20	22.78	111.10	4.54
ANC80-3	25.40	1	15.75	15.88	24.10	3.10	7.92	91.60	93.30	29.29	198.40	7.89
ANC100-3	31.75	1 1/4	18.90	19.05	30.10	3.90	9.53	111.60	116.30	35.76	309.60	11.77
ANC120-3	38.10	1 1/2	25.22	22.23	36.00	4.70	11.10	141.00	145.20	45.44	437.20	17.53
ANC140-3	44.45	1 3/4	25.22	25.40	42.00	5.60	12.70	151.80	156.80	48.87	593.30	22.20
ANC160-3	50.80	2	31.55	28.58	48.00	6.40	14.27	181.40	186.60	58.55	780.60	30.02



Attachments - K1 Style Simplex

ANSI N°	T	V	W	X	Y	Z
40	1.50	9.50	25.40	3.60	8.00	16.00
50	2.00	12.70	31.80	5.10	10.30	20.60
60	2.40	15.90	38.10	5.10	11.90	23.80
80	3.10	19.10	50.80	6.80	15.90	31.80

Connecting Links

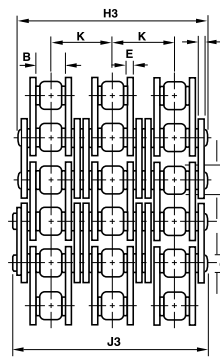
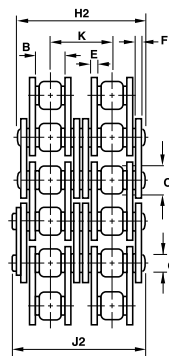
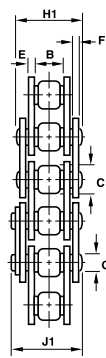
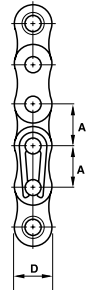


CL

OL

* = Straight side plate

European (BS) Standard Chain - ISO 606



ANCHOR

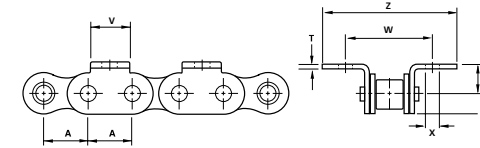
Chain & Power Transmission

Groendreef - Allée Verte 1, 1000 Brussel - Bruxelles, Belgium

Tel: +32 (0)2 274 04 00 Fax: +32 (0)2 274 04 09

E-mail: sales@anchormpt.com Web: www.anchormpt.com

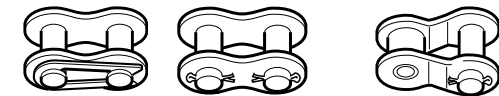
Anchor Chain N°	Pitch		Inside Width	Roller Diameter	Inner Plate Depth	Plate Width		Pin Diameter	Pin Length		Transverse Pitch	Average Tensile Strength kN	Weight Per Metre kg/m
	mm A	inch A				mm E	mm F		mm H1	mm J1			
SIMPLEX													
ANC05B-1	8.00	63/200	3.00	5.00	7.11	0.75	0.75	2.31	8.00	8.90	-	5.80	0.20
ANC06B-1*	9.53	3/8	5.72	6.35	8.20	1.25	1.00	3.28	13.20	14.20	-	10.00	0.41
ANC08B-1	12.70	1/2	7.75	8.51	11.80	1.5	1.50	4.45	16.70	18.00	-	19.30	0.69
ANC10B-1	15.88	5/8	9.65	10.16	14.70	1.65	1.65	5.08	19.60	21.00	-	26.50	0.93
ANC12B-1	19.05	3/4	11.68	12.07	16.10	1.80	1.80	5.72	22.50	24.00	-	32.20	1.15
ANC16B-1	25.40	1	17.02	15.88	21.05	4.00	3.20	8.28	36.00	37.20	-	70.50	2.71
ANC20B-1	31.75	1 1/4	19.56	19.05	26.30	4.50	3.50	10.19	41.10	44.70	-	101.30	3.70
ANC24B-1	38.10	1 1/2	25.40	25.40	33.30	6.00	5.20	14.63	53.30	57.50	-	174.00	7.10
ANC28B-1	44.45	1 3/4	30.99	27.94	36.90	7.40	6.40	15.90	64.80	69.50	-	214.00	8.50
ANC32B-1	50.80	2	30.99	29.21	42.10	7.10	6.40	17.81	66.20	71.00	-	267.50	10.25
DUPLEX													
ANC06B-2*	9.53	3/8	5.72	6.35	8.20	1.25	1.00	3.28	H2 23.50	J2 24.50	10.24	17.90	0.77
ANC08B-2	12.70	1/2	7.75	8.51	11.80	1.5	1.50	4.45	31.00	32.10	13.92	37.40	1.34
ANC10B-2	15.88	5/8	9.65	10.16	14.70	1.65	1.65	5.08	36.20	37.50	16.59	54.20	1.84
ANC12B-2	19.05	3/4	11.68	12.07	16.10	1.80	1.80	5.72	42.10	43.60	19.46	65.70	2.31
ANC16B-2	25.40	1	17.02	15.88	21.05	4.00	3.20	8.28	67.50	69.10	31.88	124.50	5.42
ANC20B-2	31.75	1 1/4	19.56	19.05	26.30	4.50	3.50	10.19	77.20	80.90	36.45	210.00	7.20
ANC24B-2	38.10	1 1/2	25.40	25.40	33.30	6.00	5.20	14.63	101.60	105.90	48.36	304.50	13.40
ANC28B-2	44.45	1 3/4	30.99	27.94	36.90	7.40	6.40	15.90	124.10	129.10	59.56	385.20	16.60
ANC32B-2	50.80	2	30.99	29.21	42.10	7.10	6.40	17.81	124.60	129.60	58.55	477.00	21.00
TRIPLEX													
ANC06B-3*	9.35	3/8	5.72	6.35	8.20	1.25	1.00	3.28	H3 33.80	J3 33.90	10.24	29.80	1.16
ANC08B-3	12.70	1/2	7.75	8.51	11.80	1.5	1.50	4.45	44.90	46.05	13.92	50.20	2.03
ANC10B-3	15.88	5/8	9.65	10.16	14.70	1.65	1.65	5.08	52.80	54.10	16.59	79.60	2.77
ANC12B-3	19.05	3/4	11.68	12.07	16.10	1.80	1.80	5.72	61.65	63.20	19.46	101.80	3.46
ANC16B-3	25.40	1	17.02	15.88	21.05	4.00	3.20	8.28	99.40	101.00	31.88	188.00	8.13
ANC20B-3	31.75	1 1/4	19.56	19.05	26.30	4.50	3.50	10.19	114.20	117.90	36.45	266.60	10.82
ANC24B-3	38.10	1 1/2	25.40	25.40	33.20	6.00	5.20	14.63	105.10	154.60	48.36	462.20	20.10
ANC28B-3	44.45	1 3/4	30.99	27.94	36.90	7.40	6.40	15.90	184.20	188.70	59.56	561.80	24.92
ANC32B-3	50.80	2	30.99	29.21	42.10	7.10	6.40	17.81	183.20	188.20	58.55	710.20	31.56



Attachments - K1 Style Simplex

ISO N°	T	V	W	X	Y	Z
08B	1.50	11.00	27.60	4.30	8.90	47.70
10B	1.65	14.00	31.80	5.30	10.30	49.60
12B	1.80	18.00	35.20	6.60	12.20	52.70
16B	3.20	24.00	58.00	8.40	17.00	83.80

Connecting Links



CL

OL

* = Straight side plate